



More information on the website
radwag.com/en/info,w1,W6C

WLC 2/A2 Precision Balance



WLC 2/A2 Precision Balance

The drawings, photos and graphics used are for illustrative purposes only.

Functions



Plus/Minus Control



Percent Weighing



Totalizing



Parts counting



Internal battery



Peak hold



Newton unit
measurement

Datasheet

WLC 2/A2 Precision Balance	
Metrological parameters	
Maximum capacity [Max]	2 kg
Readability [d]	0,01 g
Verification scale interval [e]	-
Tare range	-2 kg
Repeatability	0,01 g
Linearity	±0,03 g
Stabilization time	3 s
Adjustment	external
Physical parameters	
Leveling system	manual
Display	LCD (backlit)
Protection class	IP 43
Weighing pan dimensions	195×195 mm
Packaging dimensions	470×380×336 mm
Net weight	2,8 kg
Gross weight	4,3 kg
Communication interface	
Communication interface	2×RS232, USB-A, USB-B
Electrical parameters	
Power supply	Adapter: 100 – 240V AC 50/60Hz 0,6A; 12V DC 1,2A Balance: 10 – 15VDC 0,6A max
Operation time on batteries	15 h (average time)
Environmental conditions	
Operating temperature	+15 ÷ +30 °C
Relative humidity	10% ÷ 85% RH no condensation

Repeatability is expressed as a standard deviation from 10 weighing cycles. Stabilization time depends on the ambient conditions and the dynamics of weighing pan loading; specified for FAST profile.



Accessories

Antivibration Tables
RS 232 cables (scale - printer)
Cigarette lighter receptacle power supply cables
Displays
Density determination KIT
RS 232 – Ethernet Converter
Receipt Printer

AP2-1 Current Loop Unit
RS 232, RS 485 cables
RS 232 – USB Converter
Protective cover for balances
Under-Pan Weighing Rack
RS 232 – RS 485 Converter

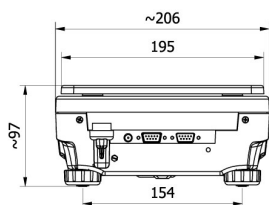
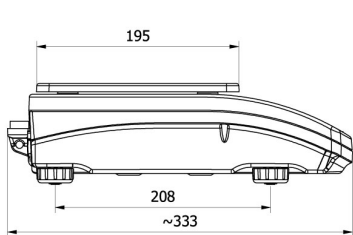
Software

RAD-KEY
R-LAB

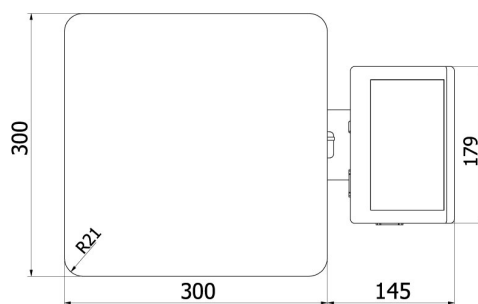
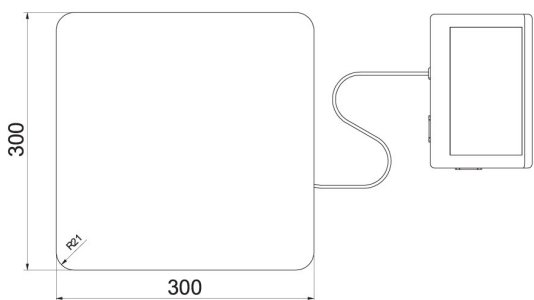
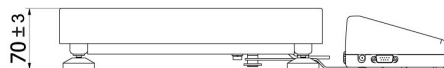
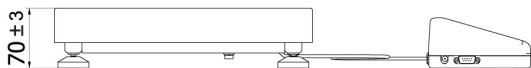
LabVIEW Driver
Scales Editor 2.1

Device dimensions

WLC 2/A2 Precision Balance

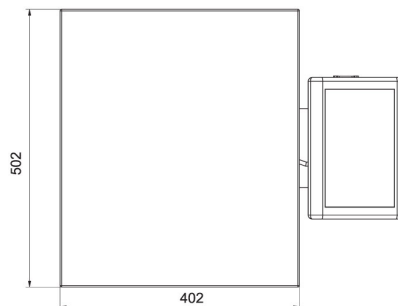
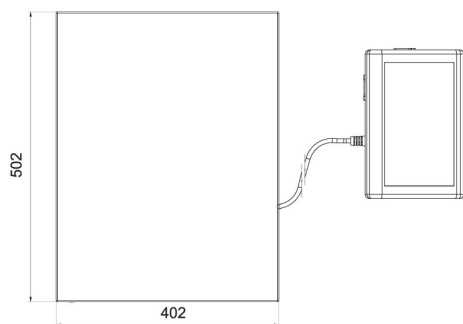
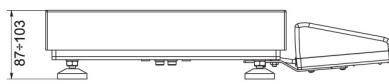
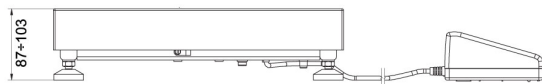


WLC A2



WLC F1/K

WLC F1/R



WLC C2/K

WLC C2/R