



WLY 120/C2/K Precision Balance

More information on the website
radwag.com/en/info,w1,VBL



WLY 120/C2/K Precision Balance

The drawings, photos and graphics used are for illustrative purposes only.

Functions



Dosing



Labelling



Plus/Minus Control



Percent Weighing



Totalizing



Parts counting



Peak hold



Formulation



Newton unit measurement



Statistics



Checkweighing



IR sensors



Animal weighing



Differential weighing



ALIBI Memory

Datasheet

WLY 120/C2/K Precision Balance	
Metrological parameters	
Maximum capacity [Max]	120 kg
Minimum load	-
Readability [d]	2 g
Verification scale interval [e]	-
Tare range	-120 kg
Repeatability	2 g
Linearity	±2 g
Stabilization time	3 s
Adjustment	external
OIML Class	-
Physical parameters	
Leveling system	manual
Protection class	IP 43
Weighing pan dimensions	400×500 mm
Packaging dimensions	720×620×210 mm
Net weight	12,5 kg
Gross weight	15 kg
Communication interface	
Communication interface	2×RS232, 2×USB-A, Ethernet, 4 IN / 4 OUT (digital), Wi-Fi
Electrical parameters	
Power supply	Adapter: 100 – 240V AC 50/60Hz 1A; 15V DC 2,4A Balance: 10 – 28V DC 1A max
Environmental conditions	
Operating temperature	+15 ÷ +30 °C
Storage temperature	-25 - +70 °C
Relative humidity	10% ÷ 85% RH no condensation

Repeatability is expressed as a standard deviation from 10 weighing cycles. Stabilization time depends on the ambient conditions and the dynamics of weighing pan loading; specified for FAST profile.

* Wi-Fi® is a registered trademark of Wi-Fi® Alliance.



Accessories

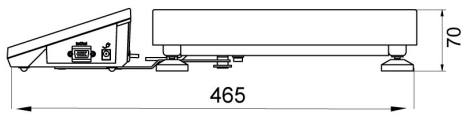
Antivibration Tables
Transponder card readers
RS 232 cables (scale - printer)
Barcode scanners
Cigarette lighter receptacle power supply cables
Power Adapters
USB Hubs
Label Printers
Displays

IN/OUT Cables
Keypad, external switches
Stands, wall mounting kits and mounting brackets
Receipt Printer
F1 Mass Standard - knob weights without adjustment chamber, set
AP2-1 Current Loop Unit
RS 232, RS 485 cables
RS 232 – USB Converter

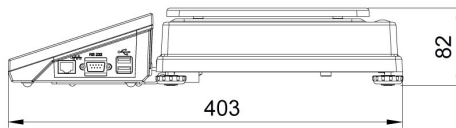
Software

Device dimensions

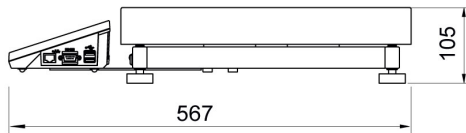
WLY 120/C2/K Precision Balance



F1 version



D2 version



C2 version

